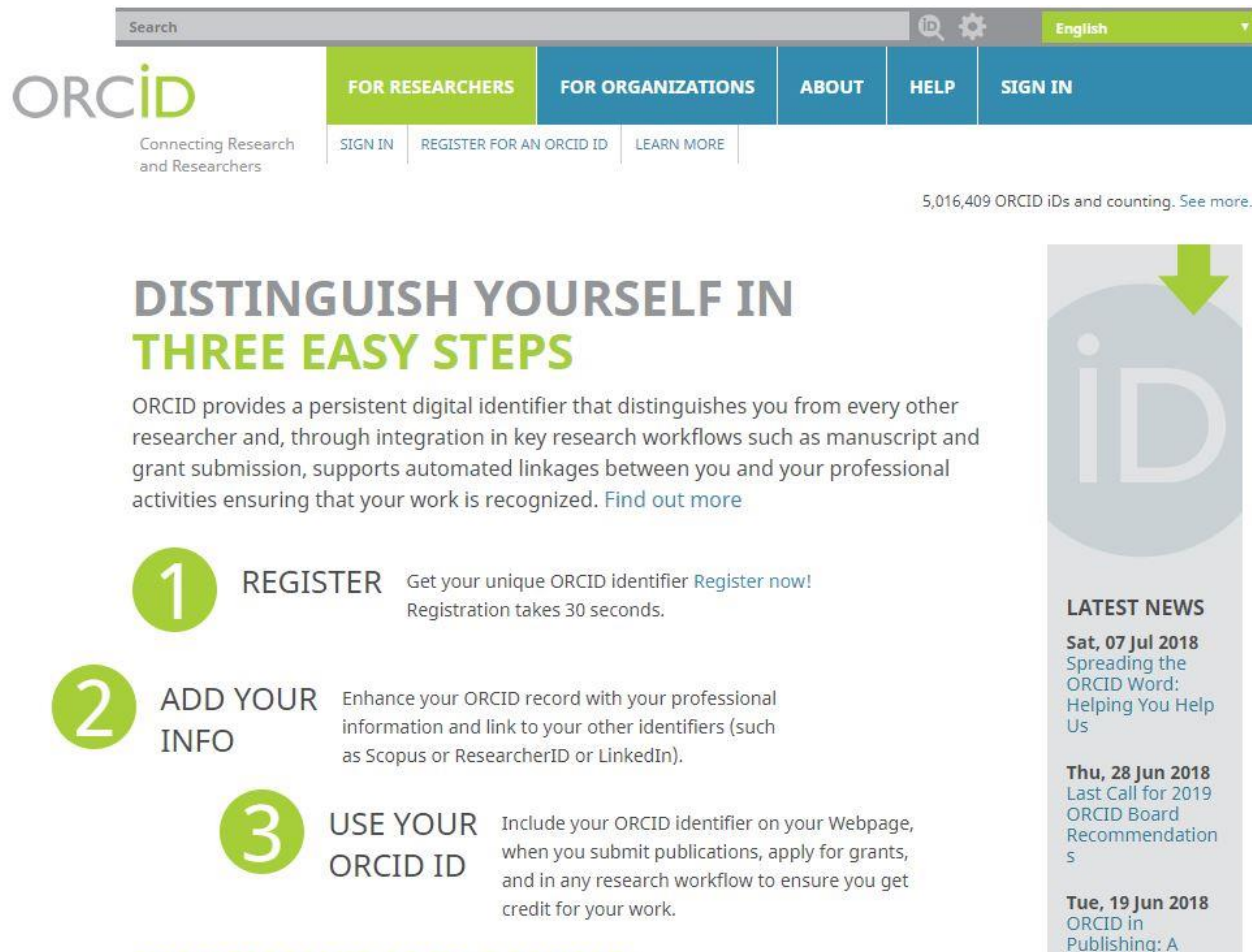


مراحل دریافت شناسه ارکید (ORCID)

ورود به سایت اصلی به آدرس:

<https://orcid.org>



The screenshot shows the ORCID website homepage. At the top, there is a search bar and a language dropdown set to 'English'. Below this is a navigation bar with links for 'FOR RESEARCHERS', 'FOR ORGANIZATIONS', 'ABOUT', 'HELP', and 'SIGN IN'. Under 'FOR RESEARCHERS', there are sub-links for 'SIGN IN', 'REGISTER FOR AN ORCID ID', and 'LEARN MORE'. The ORCID logo is on the left, with the tagline 'Connecting Research and Researchers'. A statistic shows '5,016,409 ORCID iDs and counting. See more...'. The main heading is 'DISTINGUISH YOURSELF IN THREE EASY STEPS'. Below this, a paragraph explains that ORCID provides a persistent digital identifier. The three steps are: 1. REGISTER (Get your unique ORCID identifier, Register now!, Registration takes 30 seconds), 2. ADD YOUR INFO (Enhance your ORCID record with your professional information and link to your other identifiers (such as Scopus or ResearcherID or LinkedIn)), and 3. USE YOUR ORCID ID (Include your ORCID identifier on your Webpage, when you submit publications, apply for grants, and in any research workflow to ensure you get credit for your work). On the right, a vertical sidebar titled 'LATEST NEWS' lists three news items with dates: 'Sat, 07 Jul 2018 Spreading the ORCID Word: Helping You Help Us', 'Thu, 28 Jun 2018 Last Call for 2019 ORCID Board Recommendations', and 'Tue, 19 Jun 2018 ORCID in Publishing: A'.

Search

English

ORCID

Connecting Research and Researchers

FOR RESEARCHERS

SIGN IN REGISTER FOR AN ORCID ID LEARN MORE

FOR ORGANIZATIONS

ABOUT

HELP

SIGN IN

5,016,409 ORCID iDs and counting. See more...

DISTINGUISH YOURSELF IN THREE EASY STEPS

ORCID provides a persistent digital identifier that distinguishes you from every other researcher and, through integration in key research workflows such as manuscript and grant submission, supports automated linkages between you and your professional activities ensuring that your work is recognized. [Find out more](#)

- 1 REGISTER** Get your unique ORCID identifier [Register now!](#)
Registration takes 30 seconds.
- 2 ADD YOUR INFO** Enhance your ORCID record with your professional information and link to your other identifiers (such as Scopus or ResearcherID or LinkedIn).
- 3 USE YOUR ORCID ID** Include your ORCID identifier on your Webpage, when you submit publications, apply for grants, and in any research workflow to ensure you get credit for your work.

LATEST NEWS

Sat, 07 Jul 2018
Spreading the ORCID Word: Helping You Help Us

Thu, 28 Jun 2018
Last Call for 2019 ORCID Board Recommendations

Tue, 19 Jun 2018
ORCID in Publishing: A

Sign in



DISTINGUISH YOURSELF IN THREE EASY STEPS

ORCID provides a persistent digital identifier that distinguishes you from every other researcher and, through integration in key research workflows such as manuscript and grant submission, supports automated linkages between you and your professional activities ensuring that your work is recognized. [Find out more](#)

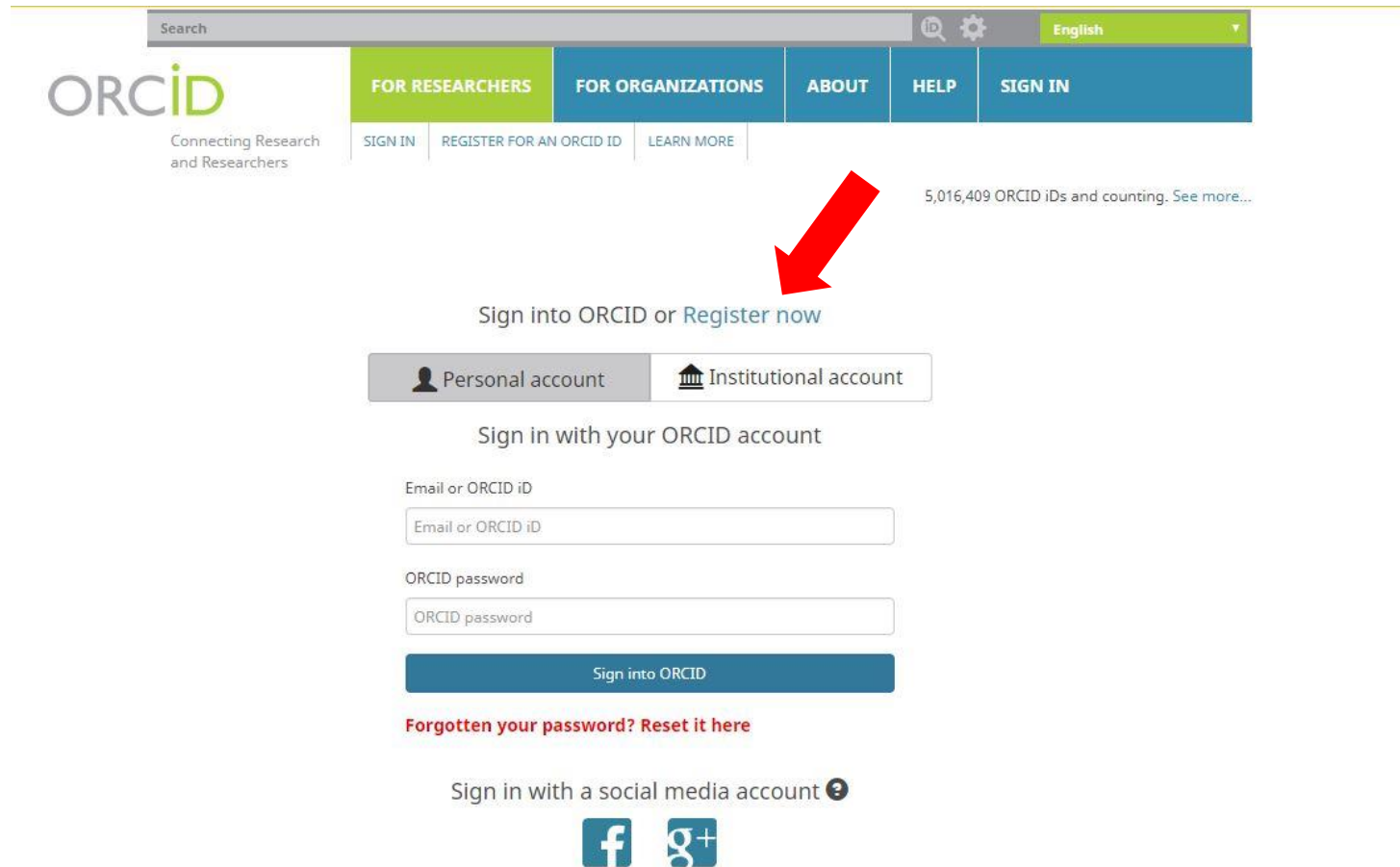
1 REGISTER Get your unique ORCID identifier [Register now!](#)
Registration takes 30 seconds.

2 ADD YOUR INFO Enhance your ORCID record with your professional information and link to your other identifiers (such as Scopus or ResearcherID or LinkedIn).

3 USE YOUR ORCID ID Include your ORCID identifier on your Webpage, when you submit publications, apply for grants, and in any research workflow to ensure you get credit for your work.



در صورتیکه تابحال در این سایت عضو نشده اید،
گزینه **Register now** را انتخاب نمایید.



The screenshot shows the ORCID website interface. At the top, there is a search bar and a language dropdown set to 'English'. Below this is a navigation bar with links for 'FOR RESEARCHERS', 'FOR ORGANIZATIONS', 'ABOUT', 'HELP', and 'SIGN IN'. Under 'FOR RESEARCHERS', there are sub-links: 'SIGN IN', 'REGISTER FOR AN ORCID ID', and 'LEARN MORE'. A red arrow points to the 'REGISTER FOR AN ORCID ID' link. To the right of the navigation bar, it says '5,016,409 ORCID iDs and counting. See more...'. Below the navigation bar, there is a section titled 'Sign into ORCID or Register now'. Under this, there are two buttons: 'Personal account' and 'Institutional account'. Below these buttons, it says 'Sign in with your ORCID account'. There are two input fields: 'Email or ORCID iD' and 'ORCID password'. Below these fields is a blue button labeled 'Sign into ORCID'. Below the button, there is a link: 'Forgotten your password? Reset it here'. At the bottom, it says 'Sign in with a social media account' with icons for Facebook and Google+.

Search English

ORCID Connecting Research and Researchers

FOR RESEARCHERS FOR ORGANIZATIONS ABOUT HELP SIGN IN

SIGN IN REGISTER FOR AN ORCID ID LEARN MORE

5,016,409 ORCID iDs and counting. See more...

Sign into ORCID or Register now

Personal account Institutional account

Sign in with your ORCID account

Email or ORCID iD

ORCID password

Sign into ORCID

Forgotten your password? Reset it here

Sign in with a social media account

f g+

اطلاعات خواسته شده از جمله نام، نام خانوادگی، ایمیل و رمز ورود ORCID را وارد نمایید.

Already have an ORCID ID? [Sign In](#)

Per ORCID's [terms and conditions](#), you may only register for an ORCID ID for yourself.

First name

 * ?

Last name

Primary email

 *

Additional email

 ?

[+ Add another email](#)

Create an ORCID password

 * ?

Confirm ORCID password

 *

Visibility settings

Your ORCID iD connects with your ORCID record that can contain links to your research activities, affiliations, awards, other versions of your name, and more. You control this content and who can see it.

By default, who should be able to see information added to your ORCID Record?

گزینه Every one را انتخاب کنید.



☒ **Everyone** (87% of users choose this)

☐ **Trusted parties** (5% of users choose this)

☐ **Only me** (8% of users choose this)

* ?

و در پایان گزینه Register را انتخاب کنید.

Notification settings

ORCID sends email notifications about items related to your account, security, and privacy, including requests from ORCID member organizations for permission to update your record, and changes made to your record by those organizations.

You can also choose to receive emails from us about new features and tips for making the most of your ORCID record.

☐ Please send me quarterly emails about new ORCID features and tips


After you've registered, you can change your notification settings at any time in the account settings section of your ORCID record.

Terms of Use

☐ I consent to the [privacy policy](#) and [terms and conditions](#) of use, including agreeing to my data being processed in the US and being publicly accessible where marked Public.

You must accept the terms and conditions.

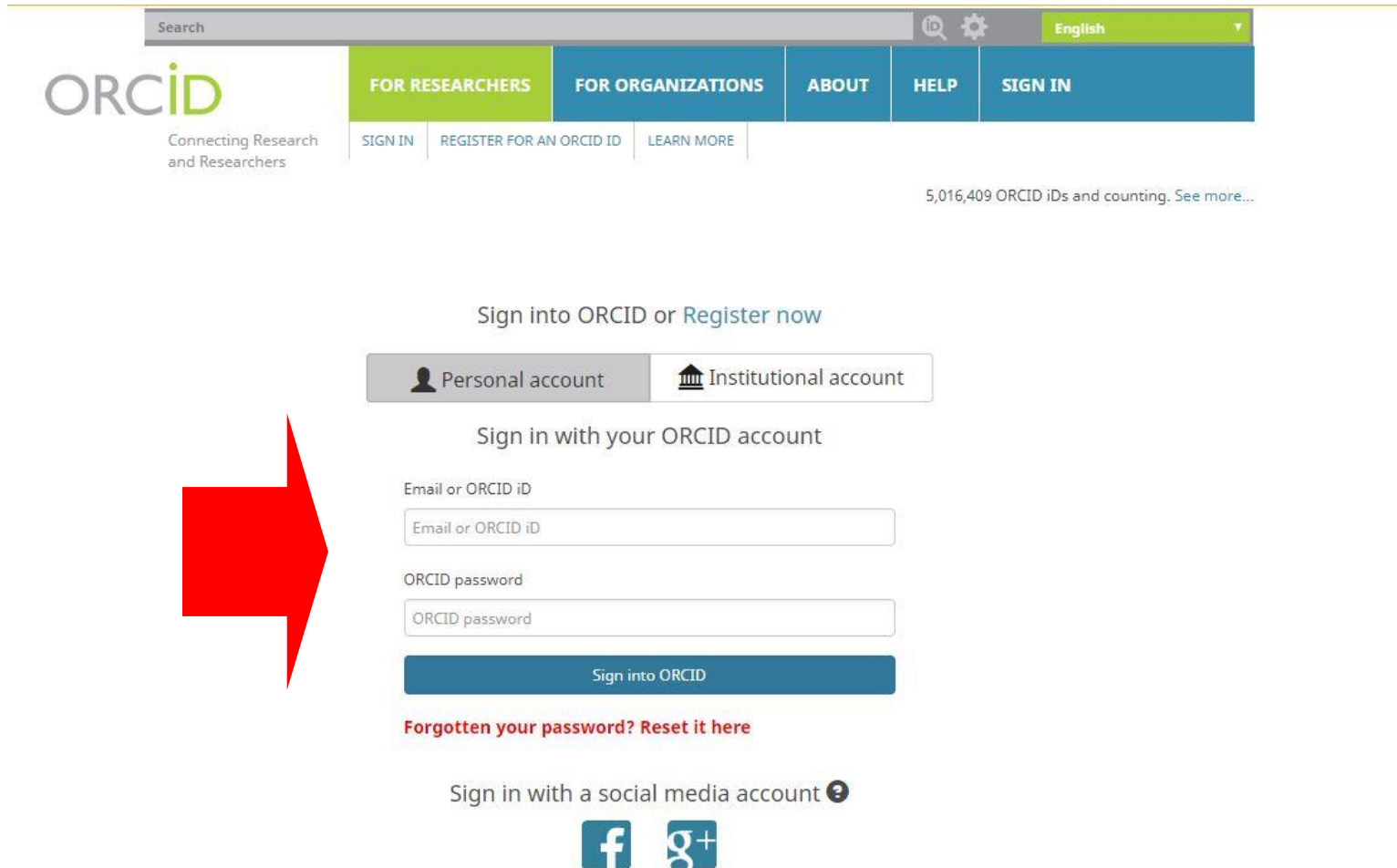
☐ I'm not a robot


reCAPTCHA
[Privacy](#) · [Terms](#)

Register



و اما در صورتیکه از پیش عضو این سایت بوده اید، در
قسمت **Sign in with your ORCID account**
اطلاعات خود را وارد نمایید.



The screenshot shows the ORCID website's sign-in interface. At the top, there is a search bar and a language selector set to 'English'. Below this is a navigation bar with links for 'FOR RESEARCHERS', 'FOR ORGANIZATIONS', 'ABOUT', 'HELP', and 'SIGN IN'. The 'SIGN IN' link is highlighted. Below the navigation bar, the ORCID logo is displayed with the tagline 'Connecting Research and Researchers'. A statistic shows '5,016,409 ORCID iDs and counting. See more...'. The main section is titled 'Sign into ORCID or Register now'. It offers two options: 'Personal account' (selected) and 'Institutional account'. Below this, the text 'Sign in with your ORCID account' is followed by two input fields: 'Email or ORCID iD' and 'ORCID password'. A large red arrow points from the left towards these input fields. Below the fields is a blue 'Sign into ORCID' button. At the bottom, there is a link 'Forgotten your password? Reset it here' and a section for 'Sign in with a social media account' featuring Facebook and Google+ icons.

Search

English

ORCID
Connecting Research and Researchers

FOR RESEARCHERS FOR ORGANIZATIONS ABOUT HELP SIGN IN

SIGN IN REGISTER FOR AN ORCID ID LEARN MORE

5,016,409 ORCID iDs and counting. See more...

Sign into ORCID or Register now

Personal account Institutional account

Sign in with your ORCID account

Email or ORCID iD

ORCID password

Sign into ORCID

Forgotten your password? Reset it here

Sign in with a social media account

f g+

تکمیل و ویرایش اطلاعات عمومی


 Display your iD on other sites ?

 Public record print view ?

 Get a QR Code for your iD ?

 Also known as

 Country

 Keywords

 Websites

 Emails

در کادر سمت چپ صفحه:

➤ Also known as: سایر شیوه های نگارش نام

پژوهشگر

➤ Country: ملیت

➤ Keywords: حوزه های فعالیت





➤ Website: وب سایت های شخصی

➤ Emails: سایر آدرسهای پست الکترونیک

تکمیل و ویرایش اطلاعات عمومی

در قسمت میانی صفحه پروفایل:

- Biography: شرح حال
- Education: سابقه آموزشی
- Employment: اطلاعات مربوط به حرفه
- Funding: سازمانهای حامی پژوهشی فرد
- Works: سمت های شغلی
- Peer review: همکاری بعنوان reviewer با ژورنالها

Biography ?    

▼ Education (0) ?

+ Add education

↕ Sort

You haven't added any education, [add some now](#)

▼ Employment (0) ?

+ Add employment

↕ Sort

You haven't added any employment, [add some now](#)

▼ Funding (0) ?

+ Add funding

↕ Sort

You haven't added any funding, [add some now](#)

▼ Works (0 of 0) ?

+ Add works

↕ Sort

You haven't added any works, [add some now](#)

▼ Peer review (2) ?

↕ Sort

پس از ثبت نام و ورود اطلاعات، در قسمت سمت
چپ ORCID ID خود را بطور کامل کپی نمایید.

 <https://orcid.org/4number-4number-4number-4number>



برای تمامی نویسندگان مقاله بطور جداگانه فرم زیر را
در سایت تکمیل نمایید و ORCID ID را در قسمت
شناسه هر کدام اختصاصاً Paste کنید.

اضافه کردن پدیدآورنده

نام

نام *

نام تعمیدی

نام خانوادگی *

اطلاعات تماس

ایمیل *

کشور

کشور *

اطلاعات کاربر

پسوندد

URL

شناسه ی نویسندگان/پژوهشگران